



Grommet Installation Techniques by Air Vaca.


PDF made by Tom Z.



Step 1. One wrap of fishing line in the groove of the grommet.



Step 2. Feed the ends of line to the inside of the canopy.



Step 3. Gently pull to get the grommet lip started in the hole.



Step 4. Pull and unwind.



Done.

This installation guide is also on rcgroups.

<http://www.rcgroups.com/forums/showthread.php?t=1059867>